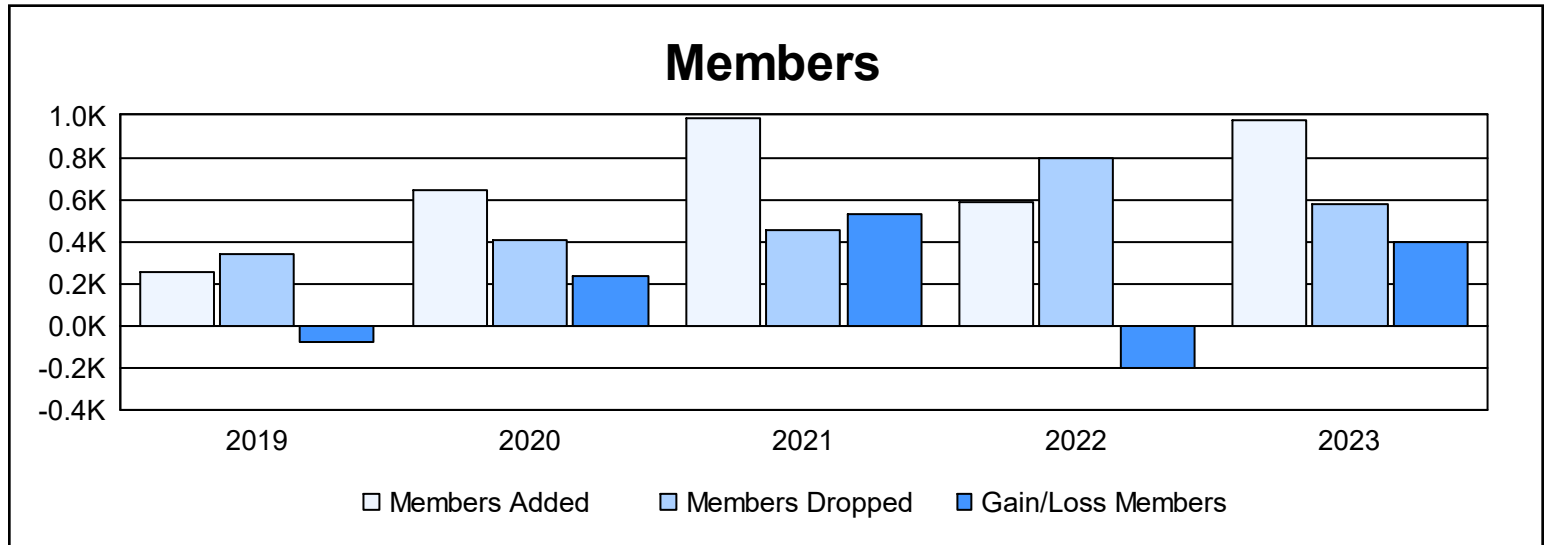
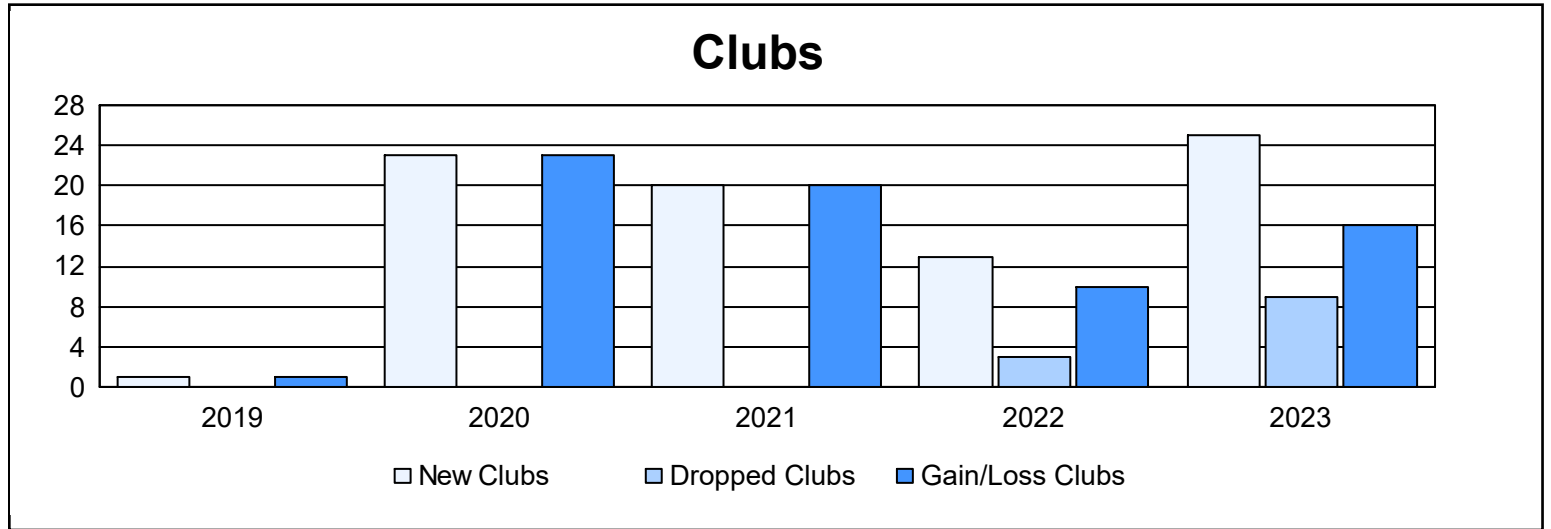
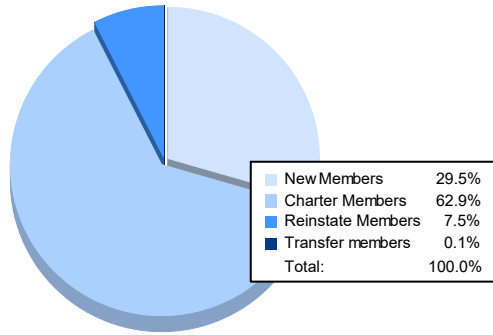


| Year           | New Clubs | Dropped Clubs | Gain/ Loss Clubs | New Members | Charter Members | Reinstate Members | Transfer Members | Total Member Added | Total Members Dropped | Gain/ Loss Members |
|----------------|-----------|---------------|------------------|-------------|-----------------|-------------------|------------------|--------------------|-----------------------|--------------------|
| 2018-2019      | 1         | 0             | 1                | 186         | 68              | 2                 | 2                | 258                | 338                   | -80                |
| 2019-2020      | 23        | 0             | 23               | 131         | 500             | 14                | 2                | 647                | 409                   | 238                |
| 2020-2021      | 20        | 0             | 20               | 440         | 528             | 12                | 1                | 981                | 450                   | 531                |
| 2021-2022      | 13        | 3             | 10               | 275         | 295             | 10                | 7                | 587                | 792                   | -205               |
| 2022-2023      | 25        | 9             | 16               | 287         | 613             | 73                | 1                | 974                | 579                   | 395                |
| <b>Average</b> | <b>16</b> | <b>2</b>      | <b>14</b>        | <b>264</b>  | <b>401</b>      | <b>22</b>         | <b>3</b>         | <b>689</b>         | <b>514</b>            | <b>176</b>         |



### Membership Composition June 2023 Cumulative



### Gender Composition June 2023 Cumulative

